

GSDH-G Glass Door Drop Hinge

Features

- Opening angle 90°
- 3-way adjustment: Door gap (2 - 3 mm), Horizontal (± 1 mm), Overlay (14 - 16 mm)

Notes


- GSDH-FP face plate for glass panel sold separately




GSDH-G

Hinge

Part No.	Material	Finish	Overlay	Glass Thickness	Opening Angle
GSDH-G	Zinc Alloy	Nickel	14 ~ 16	4 ~ 6	90°



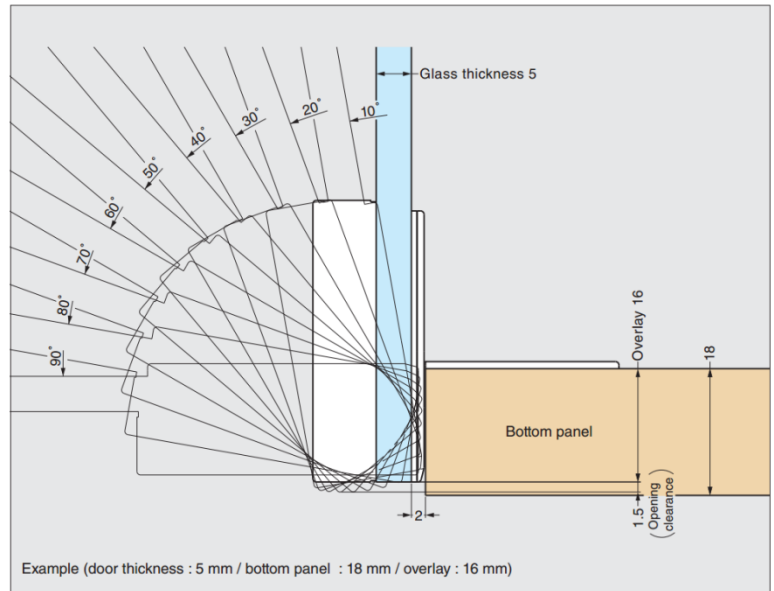
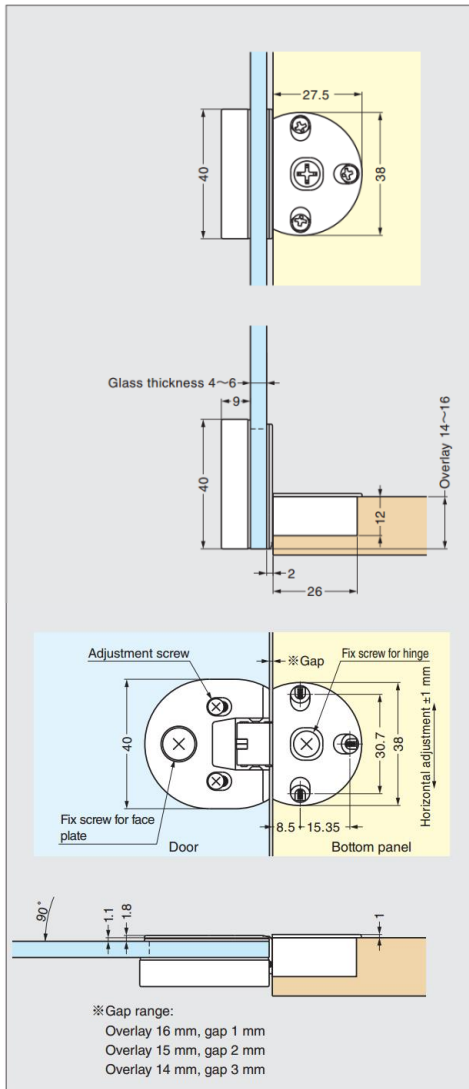
GSDH-FP-CR



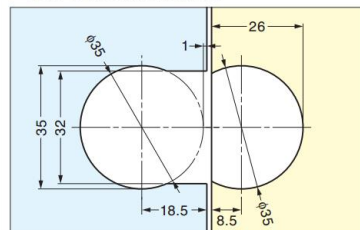
GSDH-FP-BL

Face Plate

Part No.	Material	Finish
GSDH-FP-CR	Zinc Alloy	Chrome
GSDH-FP-BL	Zinc Alloy	Black



■ Cut Out Dimensions

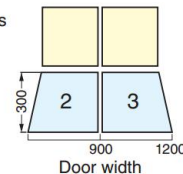


■ Application Example



■ Qty of Hinges

In case glass thickness is from 4 to 6 mm.



Can be used in combination with GSDS-100-TV lid support